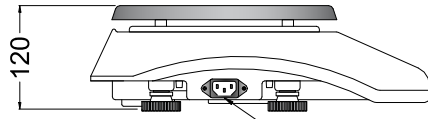
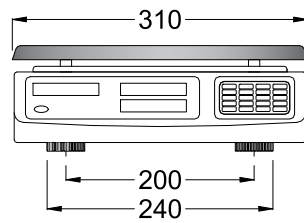


Top View

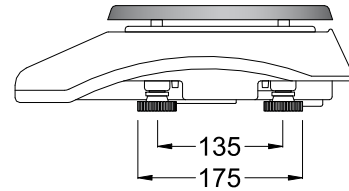


LH Side View

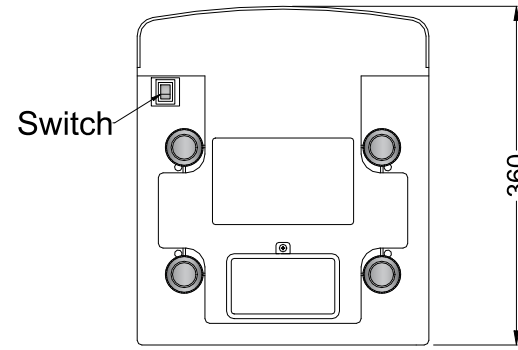
Power Cord Connection



Front View



RH Side View



Bottom View

All dimensions are in mm.

| REV. NO. | DATE | DESCRIPTION OF REVISION | DRAWN | CHECKED | APPROVED |
|--|------|-------------------------|--------------------------|---------|-----------|
| DISCLAIMER: THIS DRAWING IS A PROPERTY OF E.G. KANTAWALLA PVT.LTD. MODIFICATION OR REPLICATION WITHOUT CONSENT IS AN OFFENCE. THE DRAWING IS SUBJECTED TO CHANGE WITHOUT ANY PRIOR NOTICE. | | | | | |
| REFERENCE DRAWING | | TITLE | EPC113 Line Diagram | | |
| DRAWN BY | | DWG. NO. | TTS/DET/LNDG/1019/EPC113 | | |
| CHKD. BY | | WEIGHT (Kg) | FORMAT | SCALE | SHEET NO. |
| APPR. BY | | 3.1 | A4 | NTS | 1 of 1 |
| | | | | | REV. 00 |

ACCURATE MEEZAN TRADING LLC 

PO BOX ,40646,OFFICE#1909,19th FLOOR,
CHURCHILL TOWER 1-COMMERCIAL,
BUSINESS BAY,
DUBAI-U.A.E

