

## Electric Straddle Leg Stacker

### ESS SERIES



#### INTRODUCTION

The ESS series is classic electric stacker with high performance by AC drive technology. It carries out intensive stacking operations, with capacities from 1200kg (2600lbs), 1500kg (3300lbs) to 2000kg (4400lbs) and lifting height from 1600mm to 6200/6300mm.

## ELECTRIC STRADDLE LEG STACKER



### Handle

All operating elements on the handle are easy to reach.

### Electric power steering (optional)

Electric power steering brings effortless operating and easy maneuvering even in narrow spaces.



The innovative AC drive system offers strong power, accurate control, excellent performance. High strength gearbox with long working life. Low noise but durable hydraulic unit, good quality cylinder as well as hose ensure high reliability of hydraulic system.



### Straddle leg


Adjustable straddle leg design, suitable for diverse pallet sizes and more stability.



H +H shape mast improves the strength of whole stacker. Triplex mast lifts up to a height of 6300mm.

### Option Side shift

Side shift allows the load carried to be moved to the left and the right.



### Standard battery

Long operating time with high capacity.



### Optional foldable platform & protective arm

Suspension foldable platform with protective arms. The ergonomically designed foldable platform in combination with protective arms makes operations faster and safer.

# SPECIFICATIONS

MODEL		ESS12D	ESS15D	ESS20D	ESS15T	ESS20T
<b>CHARACTERISTICS</b>						
1.1 Mast Type		Duplex H model Full Electric Walkie/Rider			Triplex H model Full Electric Walkie/Rider	
1.2 Mast profile						
1.3 Type of drive						
1.4 Operator type						
1.5 Capacity	Q kg	1200	1500	2000	1500	2000
1.6 Load center	C mm	600	600	600	600	600
1.7 Wheel base	Y mm	1362	1362	1362	1432	1432
1.8 Electric power steering (EPS)		optional				
<b>WEIGHT</b>						
2.1 Service weight without battery	kg	635	735	735	915	960
2.2 Service weight with battery	kg	845	945	945	1125	1170
<b>WHEEL</b>						
3.1 wheel type		PU	PU	PU	PU	PU
3.2 Size of front wheels	Ød mm	Ø96	Ø96	Ø96	Ø96	Ø96
3.3 Size of rear wheels	mm	Ø124	Ø124	Ø124	Ø124	Ø124
3.4 Size of drive wheels	ØD mm	Ø230	Ø230	Ø230	Ø230	Ø230
3.5 Wheels quantity	pcs	1/2/4				
<b>CHASSIS</b>						
4.1 Mast lower height	h1 mm		2070		2105	
4.2 Mast extend height	h2 mm		3845		5355	
4.3 Overall length (without platform)	mm		1920		1985	1985
4.4 Overall length (with platform)	L mm	2460	2460	2460	2525	2525
4.5 Rear body width	W1 mm	800	800	800	800	850
4.6 Rear body length	mm	585	585	585	585	585
4.7 Overall width (Minimum OD)	W2 mm			1150		
4.8 Height of tiller arm in drive position min./max.	H mm			1030-1330		
4.9 Rear body height	H1 mm	800	800	800	800	800
<b>SPECIFICATIONS</b>						
5.1 Clearance	H2 mm	30	30	30	40	30
5.2 Fork length	Sl <sub>ell</sub> mm	1070	1070	1070	1070	1070
5.3 Overall fork width	W mm	200-800		240-800	200-800	
5.4 Min.Turning radius	Wa mm	1652	1652	1652	1707	1707
5.5 Lowered height of fork	H3 mm	70	70	70	70	70
5.6 Fork width	S mm	100	100	120	100	120
5.7 Fork thickness	mm	35	35	40	35	40
5.8 Support leg OD	W2 mm	"1150/1290/1430 Adjustable"		"1430 Fixed"	"1150/1290/1430 Adjustable"	"1430 Fixed"
5.9 Support leg ID	W3 mm	970/1111	0/1250	"1250 Fixed"	"970/1110/1250 Adjustable"	"1250 Fixed"
5.10 Lifting height	h mm	70-3000		70-3000	70-4500	70-4500
5.11 Freelif height	mm				1530	1530
5.12 Aisle width (800*1200mm pallet)	Ast mm	2506	2506	2506	2539	2550
5.13 Aisle width (800*1200mm pallet)	Ast mm	3046	3046	3046	3079	3090
5.14 Aisle width (1000*1200mm pallet)	Ast mm	2573	2573	2573	2606	2620
5.15 Aisle width (1000*1200mm pallet)	Ast mm	3113	3113	3113	3146	3160
<b>PERFORMANCE</b>						
6.1 Travel speed	"laden unladen"	km/h	"5 5.3"	"5 5.3"	"5 5.3"	"5 5.3"
6.2 Lift speed	"laden unladen"	mm/s	"58 148"	"85 128"	"58 148"	"58 148"
6.3 lower speed	"laden unladen"	mm/s	"145 80"	"250 125"	"145 80"	"145 80"
6.4 Gradeability	"laden unladen"	%	"5 7"	"5 7"	"5 7"	"5 7"
<b>DRIVING SYSTEM</b>						
7.1 Brake type		electromagnetic				
7.2 Drive motor	kw	1.5(vertical motor+EPS)				
7.3 Lift motor	kw	3				
7.4 Battery voltage/capacity	V/Ah	24V +210 / 270 / 340Ah				
7.5 Battery weight	kg	210				
7.6 Battery size	mm	790×210×576				
7.7 Control system		F2-A (CURTIS)				

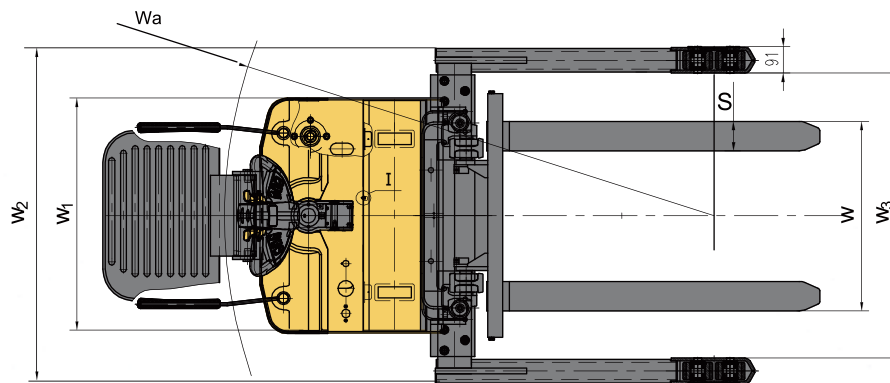
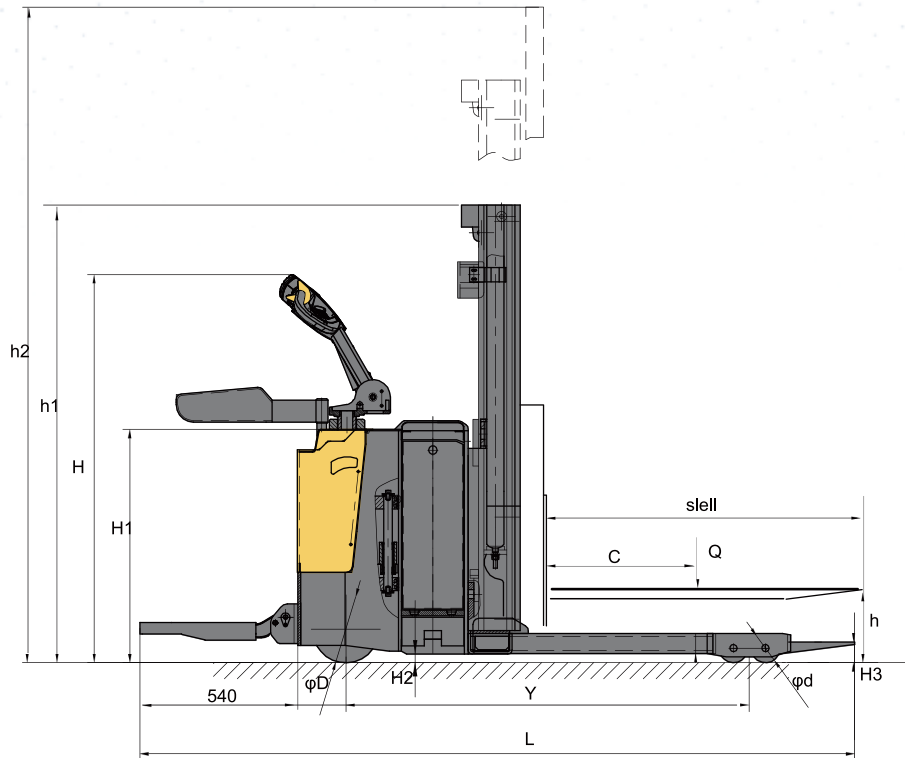
Note:

1kgs=2.2lbs, 5.4mm=1inch

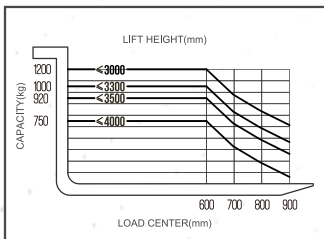
● standard ○ option

If there are improvements of technical parameters or configurations, no further notice will be given.

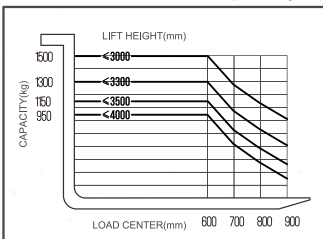
The diagram shown may contain non-standard configurations.



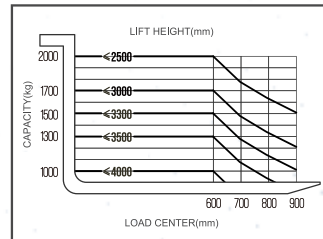
**LOAD CHART** ESS12D (with Duplex)



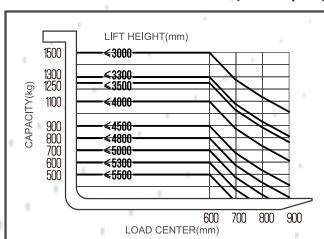
**LOAD CHART** ESS15D (with Duplex)



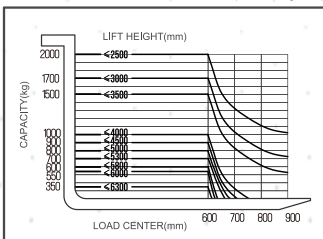
**LOAD CHART** ESS20D (with Duplex)



**LOAD CHART** ESS15T (with Triplex)



**LOAD CHART** ESS20T (with Triplex)



MAST OPTION						
MODEL	MAST TYPE	LIFTING HEIGHT (mm)	MAST LOWER HEIGHT (mm)	MAST EXTEND HEIGHT (mm)	FREELIFT HEIGHT (mm)	SERVICE WEIGHT WITH BATTERY (kg)
ESS12D	DUPLEX	1600	2080	2400	/	750
		2500	1820	3345		820
		3000	2070	3845		845
		3300	2220	4145		860
		3500	2320	4345		870
		4000	2570	4845		895
ESS15D	DUPLEX	1600	2080	2400	/	850
		2500	1820	3345		920
		3000	2070	3845		945
		3300	2220	4145		960
		3500	2320	4345		970
		4000	2570	4845		995
ESS20D	DUPLEX	1600	2080	2400	1260	875
		2500	1820	3345	1510	910
		3000	2070	3845	1660	945
		3300	2220	4145		980
		3500	2320	4345		990
		4000	2570	4845		1025
ESS15T	TRIPLEX	3700	1835	4555	1264	1045
		4000	1935	4855	1364	1075
		4300	2035	5155	1464	1100
		4500	2105	5355	1530	1125
		4800	2205	5655	1630	1155
		5000	2275	5855	1696	1180
		5300	2375	6155	1796	1210
		5500	2445	6355	1864	1235
ESS20T	TRIPLEX	3700	1835	4555	1264	1090
		4000	1935	4855	1364	1120
		4300	2035	5155	1464	1145
		4500	2105	5355	1530	1170
		4800	2205	5655	1630	1200
		5000	2275	5855	1696	1225
		5300	2375	6155	1796	1255
		5500	2445	6355	1864	1280
		5800	2545	6655	1964	1310
		6000	2615	6855	2030	1335
		6200/6300	2715	7155	2130	1365

OPTIONS		
	OPTIONS	ESS SERIES
1	Fork length	•1150 / o1220
2	Fork width	560/680
3	Battery capacity	24V • 210 / o270 / o340AH
4	Platform	o
5	Protection Arm	o
6	Moonwalk- AC & EPS model	o
7	Remote control-for lifting/lowering	o
8	Warning light	o
9	Up-right Drive	o
10	Turtle Speed	o
11	Beeper	o
12	Side Shift	o



Reach  
Higher.  
Move  
Smarter.

Marketed by:

**Accurate Meezan Trading LLC**

P.O.Box: 40646, Office # 1909, 19th Floor,  
Churchill Tower 1 - Commercial, Business Bay, Dubai - U.A.E  
Tel.: +971 4 3337789 / +971 4 3337790 Fax: +971 4 3336210  
Email: info.amt@egkantawalla.com

Name & Address of Dealer: